

SERIES 580 - Single Hung  
SERIES 500 - Flange Type  
SERIES 507 - Integral Fin Type  
SERIES 1700 - Impact Single Hung

# IMPACT RESISTANT/NON-IMPACT ALUMINUM SINGLE HUNG WINDOW



WINDOWS and DOORS, LLC


Protecting All That Matters.

# ALUMINUM SINGLE HUNG WINDOW

## Standard Arrangement


SH-12  
SH-13  
SH-14  
SH-15  
SH-1/232  
SH-1/233  
SH-1/234  
SH-1/235

SH-22  
SH-23  
SH-24  
SH-25  
SH-32  
SH-33  
SH-34  
SH-35





SH-13  
SH-14  
SH-15  
SH-1/233  
SH-1/234  
SH-1/235

SH-23  
SH-24  
SH-25  
SH-33  
SH-34  
SH-35

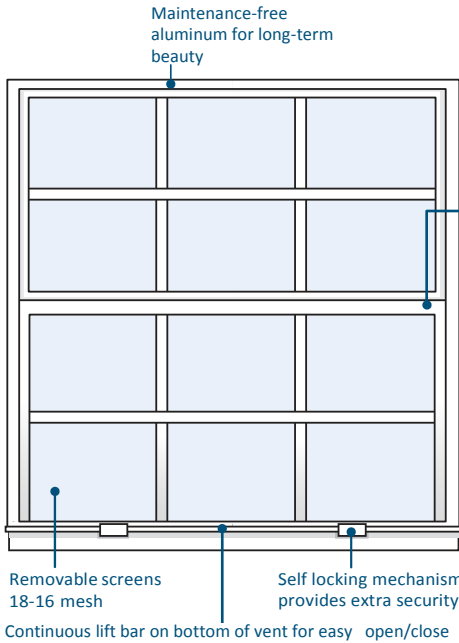


SH-16  
SH-1/236  
SH-26  
SH-36

SHI  
VENT



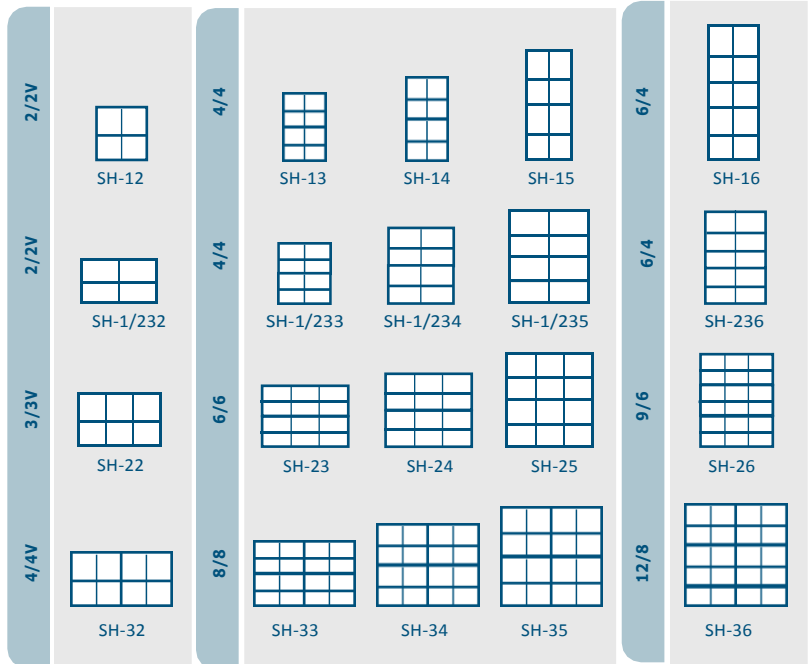
NON IMPACT



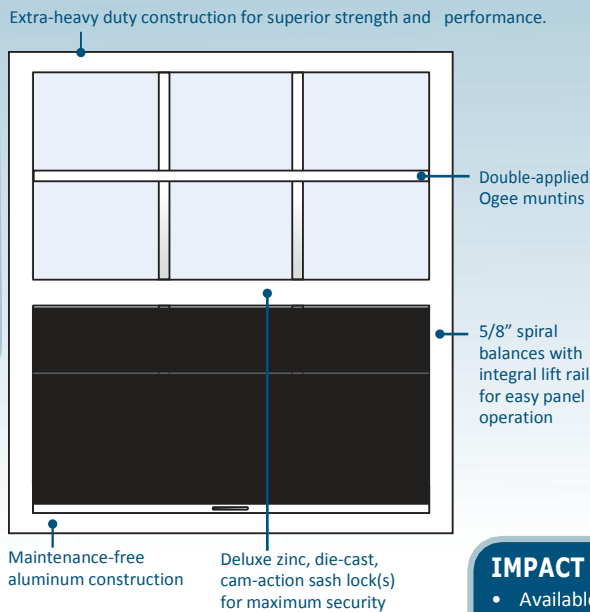
### NON IMPACT OPTIONS:

- Unique colonial style w/ wood molding muntin imitation
- White, bronze and mill finish
- Clear, bronze and gray tint
- Insulated glass available
- LOWE option available

## Colonial Muntin Arrangement



IMPACT



### IMPACT OPTIONS:

- Available in standard commodity, modular, and custom window sizes.
- Available in Equal-Lite and Oriel configurations
- Lite configurations available in: 1/1, 2/2, Country Cottage, and standard colonial patterns
- Glass options include: clear, bronze, gray or obscure impact laminated glass

### IMPACT FINISHES AVAILABLE



