

IMPACT SLIDING GLASS DOOR



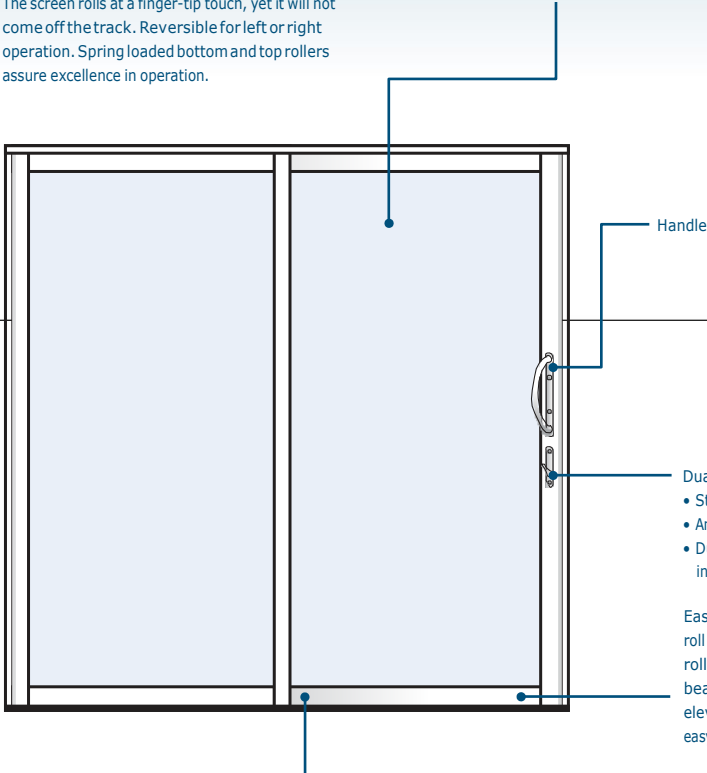
WINDOWS and DOORS, LLC

Protecting All That Matters.

IMPACT ALUMINUM SLIDING GLASS DOOR DOOR SIZING CHARTS

Self-adjusting screen (not shown) – The screen rolls at a finger-tip touch, yet it will not come off the track. Reversible for left or right operation. Spring loaded bottom and top rollers assure excellence in operation.

Glazing: 9/16" Impact Resistant glass.



Dual Point Mortise Lock –

- Stainless steel
- Anti-slam device
- DuPont PTFE Self-lubricating internal components

Easy glide rollers – Movable panels roll easily on high quality plated steel rollers containing stainless steel bearings. Height adjustable to elevate or lower the panel to ensure easy movement.

Patio door rollers – Seljan Company patio door rollers feature world-class design and superior construction. Key features include 300 Series stainless steel for corrosion resistance, fully enclosed stainless steel wheel bearings, and DuPont Delrin® wheels for smooth and quiet operation.

STANDARD SIZES

Nominal Door Width (Inches)	Nominal Door Width (Inches)	Nominal Door Width (Inches)	Nominal Door Height (Inches)	Design Pressure (PSF)	
				POS.(+)	NEG.(-)
OX/XO	OXO	OXXO			
60	108	120	80		
72	120	144	84	80	80
93-1/4	140-3/4	185-3/4	96		
			108		
60	—	—	80	80	120
72	—	—	84		
96-1/2	—	—	96		

Ogee Style raised Colonial muntins present an expensive look. ▼




OPTIONS

- Available in white, bronze and aluminum anodized
- Glass available in clear, gray tint and bronze tint

FOR OTHER OPTIONS CONTACT SALES REP


Colonial grid work available



WINDOWS and DOORS, LLC

Protecting All That Matters.

Call your distributor@ 954-839-7403



MIAMI-DADE COUNTY
APPROVED

IMPACT FINISHES AVAILABLE



Bronze



White



Sand



Eggshell



Hartford Green



Clear Anodized